

Moyno® 1000 Pumps

The Competitive Edge in Pumping Solutions





MOYNO
Always the Right Solution™

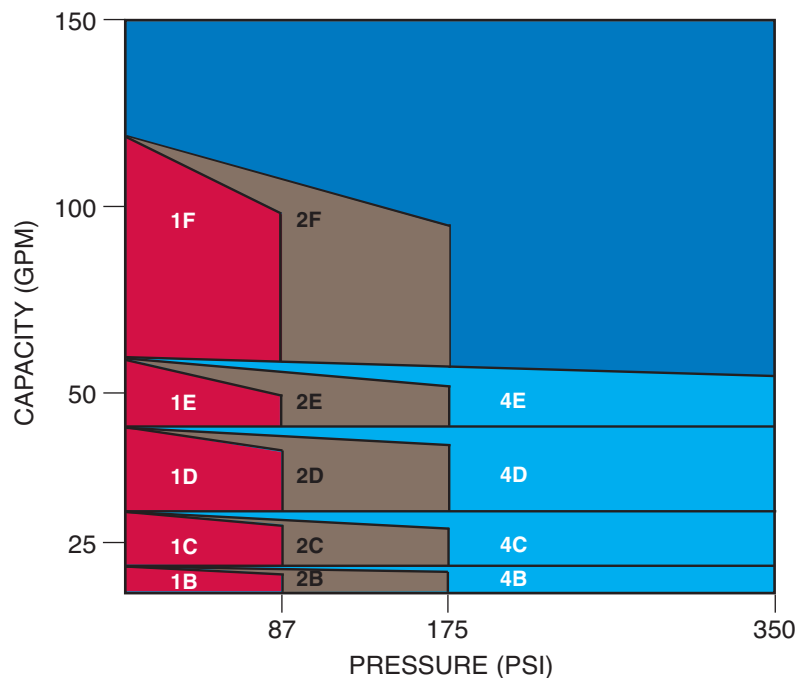

Moyno® 1000 Pumps

Outstanding Benefits Provide the Competitive Edge

Economical, high-efficiency performance with application versatility and maintenance simplicity... the Moyno 1000 pump offers you an unparalleled combination of benefits and features other positive displacement pumps cannot match.

- Sealed pin joint for longer life
- Easy to maintain; low cost of ownership
- Standard flange, close-coupled and open throat hopper models
- Wide range of materials of construction
- High volumetric and mechanical efficiency
- Minimal power consumption and operating costs
- No valves to clog, stick or vapor lock
- Handle clean water to viscous, abrasive fluids and slurries
- Efficient and economical fluid transfer, extraction, feeding and metering
- Smooth non-pulsating flow
- Head independent of pump speed
- Low NPSH requirement
- Self-priming
- Low shear
- Viscosities over 1,000,000 cps
- High suction lift to 28 feet
- Entrained solids to 0.7 inches in diameter
- Fluid temperature range to 350°F

Transferring dewatered filter cake at 20 gpm and 20 psig.



Moyno® 1000 Pumps

Uncompromising Quality Design and Materials of Construction

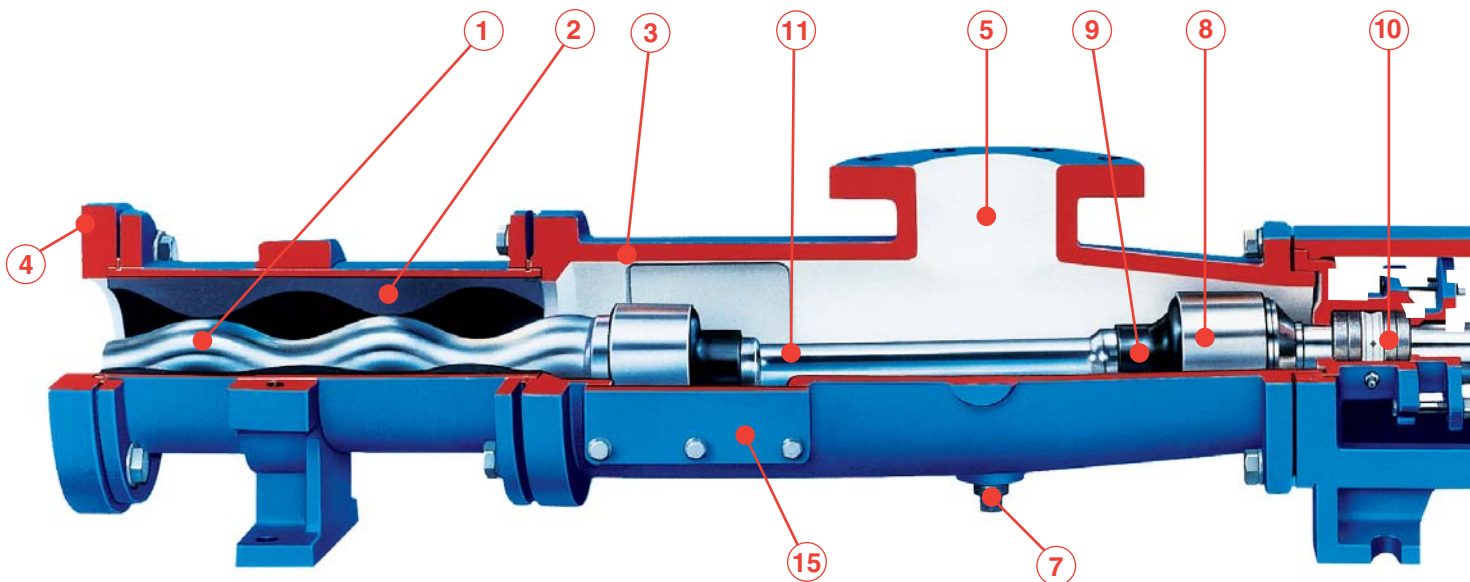
Moyno 1000 pumps combine design excellence, quality materials and state-of-the-art manufacturing to offer you...

Highest Grade Components

1. Abrasion-resistant chrome-plated rotors in high grade carbon steel or 300 series stainless. New Ultra-Shield® rotor coatings are available on all models.
2. Wide variety of Ultra-Flex® stator elastomers to meet specific application needs.
3. Wetable pump body parts in cast iron or 300 series stainless.

Versatile Piping Connections

4. Flanges available in 125 or 150 lb. flat face, cast iron or stainless steel on pump suction and discharge ends.
 - 300 lb. raised face flanges on discharge end of four-stage, high-pressure pumps.
5. Suction port can be rotated to four positions, 90° apart.
 - Open throat with large suction hopper allows smooth flow of viscous materials from auger assembly to rotor/stator elements.

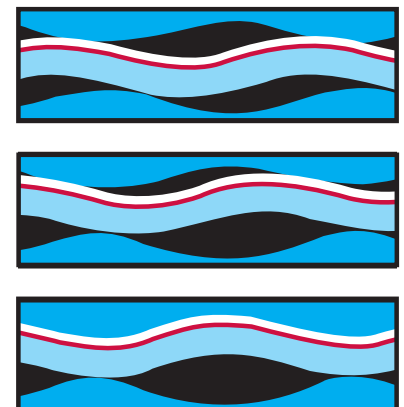


How a Progressing Cavity Pump Works

Although the geometry of its pumping elements may seem somewhat complex, the principle of progressing cavity pump operation is deceptively simple.

The key components are the rotor and stator. The rotor is a single external helix with a round cross-section, precision machined from high-strength steel. The stator is a double internal helix molded of tough, abrasion-resistant

elastomer, permanently bonded within an alloy steel tube. As the rotor turns within the stator, cavities are formed which progress from the suction to the discharge end of the pump, conveying the pumped material. The continuous seal between the rotor and the stator helices keeps the fluid moving steadily at a fixed flow rate proportional to the pump's rotational speed.



Easy Assembly and Disassembly


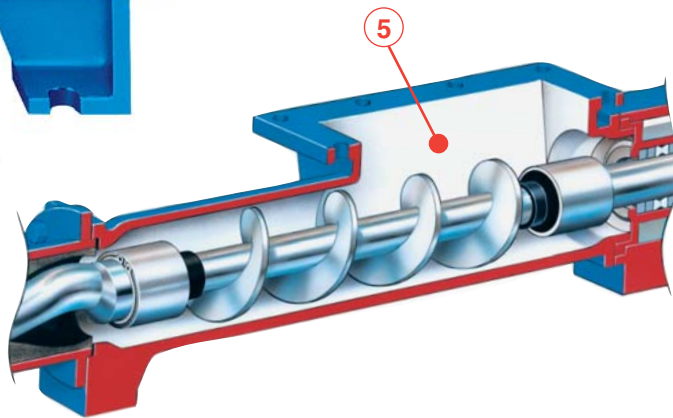
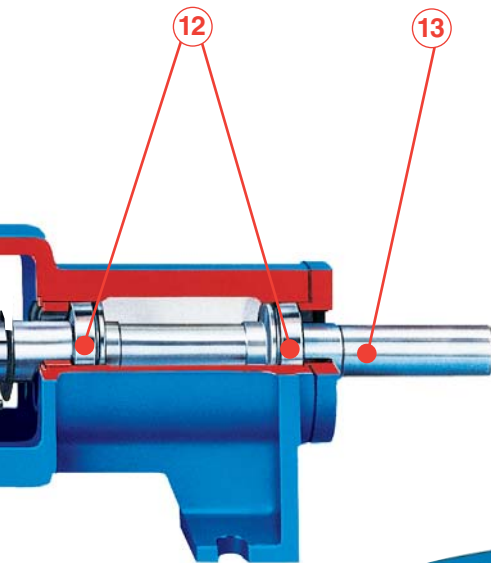
6. Only standard tools needed for repairs.
7. Drain plug allows easy, complete drainage of suction housing for pump inspection or maintenance.

Low-Maintenance Drive Trains

8. Hardened pin-type universal joints are sealed and lubricated for long life and easy maintenance.
 - Low angularity minimizes wear.
 - Durable connecting rod and rotor/shaft head.
 - No thin bushings used.
 - Spare set of pin holes extends service life.
9. Universal joint seal design increases service life three to five times over unprotected joints.
 - No metal bands or special tools required.
10. High-quality pump packing.
 - Grease lubrication extends packing life.
 - Stuffing box water flush system is an option.
 - Mechanical seals available.

Longer Lasting Drive Ends

11. Connecting rod is precision machined from high-quality alloy steel or 300 series stainless.
 - Provides low angularity, minimum velocity and smaller universal joint contact area.
 - Reduces friction heat and increases service life and maximum torque to easily handle heavy fluids.
12. Heavy-duty, grease-lubricated bearings absorb radial and thrust loads.
 - Longer packing or mechanical seal life.
 - Meet ANSI B.10 requirements.
 - No relubrication needed until pump disassembly.
13. Precision-machined chrome-plated carbon steel or 300 series stainless drive shaft.
14. Standard high-quality gear drives for close-coupled units.
 - Available with integral motors, C-face reducers with AC or DC motors and mechanical variable speed drives.
15. Optional inspection ports on "E" size and larger for internal inspection without moving piping.



Moyno® 1000 Pumps

Field-Proven Performance

Moyno 1000 pumps successfully serve in thousands of applications worldwide across a broad range of industries that include:

Water & Wastewater Treatment

- Chemical dosing
- Scum and grease
- Sampling
- Lime slurries
- Polymer metering

Pulp & Paper

- Chemical metering
- Coating color
- Starch
- Stock transfer
- Mill wastewater

Chemical

- Polyester blend
- Calcium carbonate slurry
- Polymer metering
- Soaps and detergents

Pharmaceutical


- Pill pastes
- Hand lotions

Petroleum

- Oily water separation
- Offshore oil platform transfer
- Polymer flooding

Miscellaneous

- Adhesives and mastics
- Grout
- High-pressure water
- Gels
- Lubricants



Moyno® Progressing Cavity Pumps

Parts and Services

Your critical applications demand prompt, responsive service and support. Our network of authorized representatives and stocking distributors are seasoned professionals with many years of experience specifying, installing and maintaining fluids handling equipment.



Certified Service Facilities... Sustaining Standards of Excellence

When you purchase genuine Moyno replacement parts and service from one of our Certified Service Facilities, you can be confident that you are receiving the highest quality service and parts available for your Moyno pump. Certified distributors meet stringent capabilities standards in the areas of repair, service, inventory and physical facility layout. They must also successfully complete our Product Services Training Program. Only then are they designated a Certified Service Facility.

Moyno distributors offer you:

- Maintenance cost reduction ideas
- Preventative maintenance programs and service contracts
- Extensive local inventory of genuine Moyno replacement parts
- On-site maintenance seminars
- Troubleshooting assistance
- Warrantied repairs
- 24-hour service and support
- Convenience

Always
Specify
Genuine Moyno
Replacement
Parts!

For information about Moyno products or for technical assistance, contact:

Moyno, Inc.
P.O. Box 960
Springfield, OH 45501-0960
U.S.A.
Telephone: 1-877-4UMOYNO
Facsimile: 937-327-3572
Email: mipinfo@moyno.com

www.moyno.com

Bulletin 114-N



**ROBBINS
MYERS**

Fluid Management Group

Note: Information contained herein is subject to change without notice. Before making a final product selection, please contact a Moyno representative.

Your Moyno Authorized Distributor is: